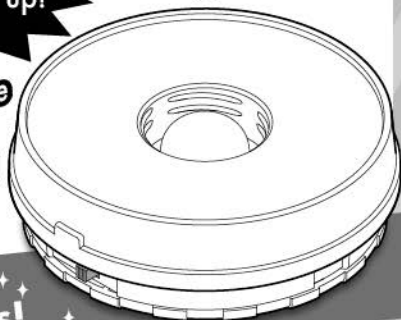


# STAGE LIGHT (LED)

Screw it in and hang it up!

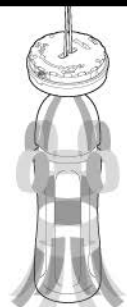
You can install the plastic bottle without cutting it!



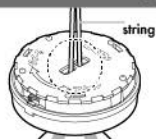
Colorful, beautiful and glowing!  
**Rainbow colors!**

Includes 3 x AAA manganese batteries for testing

Let's hang it up!



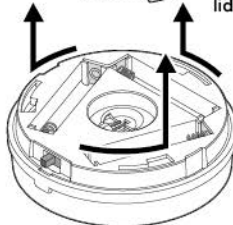
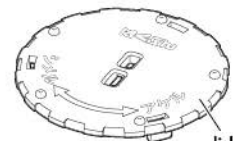
How to attach a string



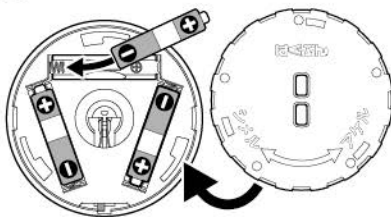
Thread the string through the hole and tie it together.

## How to use

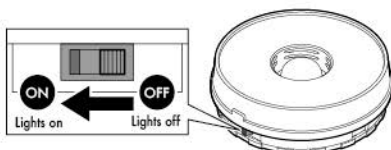
- 1 Turn the lid on the backside to the left to open it.



- 2 Insert the batteries in the correct direction and close the lid.



- 3 Turn the switch to the left to make it glow. Be sure to turn it off after use.



Let's put it on and decorate it!



How to decorate

Place it on top of the stage light.



- If the light does not work properly, replace the batteries with new ones.
- Please do not look directly into the light as it may damage your eyes.
- If you are not going to use it for a long time, please remove the batteries.